

# FERTILIZER FACTSHEET

# 2021



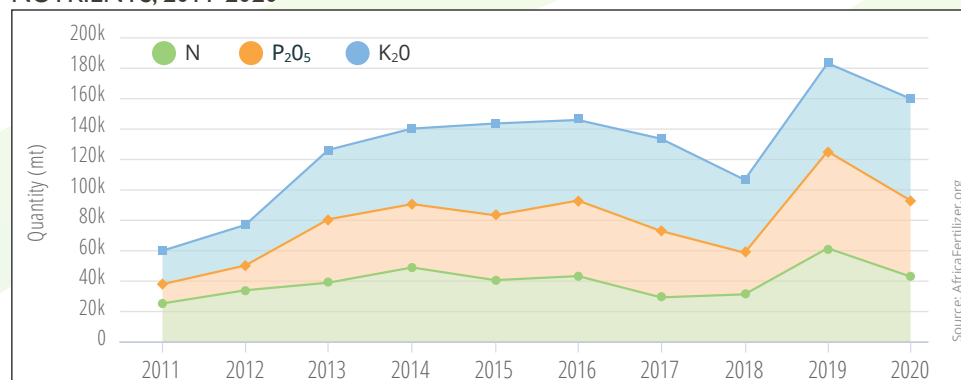
AfricaFertilizer.org



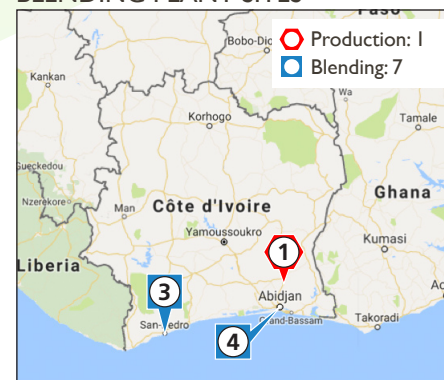
West African Fertilizer Association  
Association Ouest-Africaine  
de l'Engrais

# CÔTE D'IVOIRE

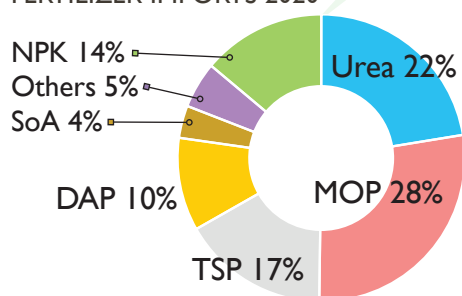
## FERTILIZER CONSUMPTION IN NUTRIENTS, 2011-2020



## FERTILIZER PRODUCTION & BLENDING PLANT SITES



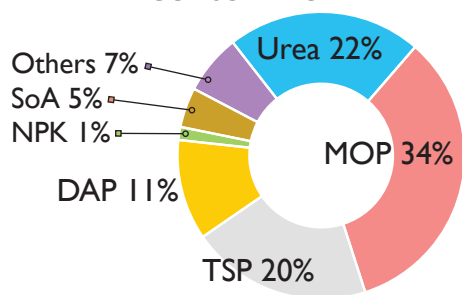
## FERTILIZER IMPORTS 2020



## FERTILIZER IMPORTS 2011-2020 (MT)

Type	2011	2012	2013	2014	2015	2016	2017	2018	2019	2020
NPK	2,023	16,434	60,004	23,522	68,770	54,224	34,687	58,499	94,127	54,356
Urea	51,582	61,675	52,436	74,180	65,775	66,682	43,790	43,066	90,955	87,592
MOP	36,820	47,433	65,910	88,441	96,732	82,073	99,902	64,415	89,260	108,648
TSP	10,246	8,363	25,475	29,317	43,881	55,348	62,045	16,505	65,397	64,734
DAP	9,982	23,024	47,320	40,198	19,505	39,881	25,217	15,793	51,057	40,983
SoA	13,871	15,394	36,742	38,816	22,741	20,175	21,573	13,888	27,830	14,244
Others	12,313	24,192	33,041	29,444	24,410	13,937	15,709	20,131	25,220	20,377
<b>Total</b>	<b>136,837</b>	<b>196,514</b>	<b>320,929</b>	<b>323,918</b>	<b>341,813</b>	<b>332,320</b>	<b>302,924</b>	<b>232,298</b>	<b>443,847</b>	<b>390,935</b>

## APPARENT CONSUMPTION 2020



## FERTILIZER APPARENT CONSUMPTION 2011-2020 (MT)

Type	2011	2012	2013	2014	2015	2016	2017	2018	2019	2020
Urea	44,949	55,310	44,566	68,428	55,850	59,157	42,269	39,698	89,615	69,569
MOP	35,860	39,460	64,607	77,958	91,993	80,401	97,312	62,671	86,539	106,893
TSP	10,246	8,363	25,475	29,285	43,853	55,348	62,039	16,505	65,397	64,734
DAP	9,882	23,024	47,218	33,459	19,160	39,298	24,953	15,761	48,047	35,916
NPK	42	6,074	4,034	15,948	30,482	30,353	4,697	49,302	37,840	4,656
SoA	13,107	15,391	36,252	38,691	22,258	20,170	19,424	13,888	27,830	14,244
Others	13,457	16,971	45,428	29,192	24,277	13,320	20,462	34,512	30,814	21,460
<b>Total</b>	<b>127,544</b>	<b>164,592</b>	<b>267,581</b>	<b>292,961</b>	<b>287,873</b>	<b>298,047</b>	<b>271,157</b>	<b>232,337</b>	<b>386,083</b>	<b>317,473</b>

## DEMAND FOR FERTILIZER BY CROP AND SEASON

Sowing Growing Harvest ◆ Fertilizer peak demand

Season	Crop	Jan	Feb	Mar	Apr	May	Jun	Jul	Aug	Sep	Oct	Nov	Dec
Major season (long rains)	Cotton (North)						◆	◆	◆				
	Cotton (Central)						◆	◆	◆				
	Cocoa (less than 3 years)				◆	◆			◆				
	Cocoa (Year 3 and more)				◆	◆			◆				
	Oil palm (less than 3 years)			◆	◆					◆		◆	
	Oil palm (Year 3 and more)		◆	◆					◆			◆	
	Maize			◆	◆	◆							
Rice					◆	◆	◆						
Minor season (short rains)	Cassava, Maize, Millet, Sorghum, Rice, Yam								◆	◆	◆		